

HELI

CDD16/20 A2LiH



1.6-2 t
H Series Pedestrian Electric
Pallet Stacker Truck



ANHUI HELI CO., LTD.

Add / No.668, FangXing Road, Hefei, China

Fax / +86-551-63639966

Tel / +86-551-63639068(America); 63639258(Europe);
63639358(Asia); 63662105(Africa & Middle East)



Linked in



YouTube



Facebook

Novel appearance

- H series pallet stacker truck adopts professional appearance industrial design, the vehicle has smooth lines and novel appearance;
- Equipped with storage box and file bag, storage space is large.



Comfortable operation

- Standard proportional solenoid valve, upper buffer and lower buffer, effectively reduce vehicle impact;
- Compact body size, small turning radius, flexible operation in narrow Spaces.
- E/S and Turtle speed three modes are available, suitable for different working scenarios.

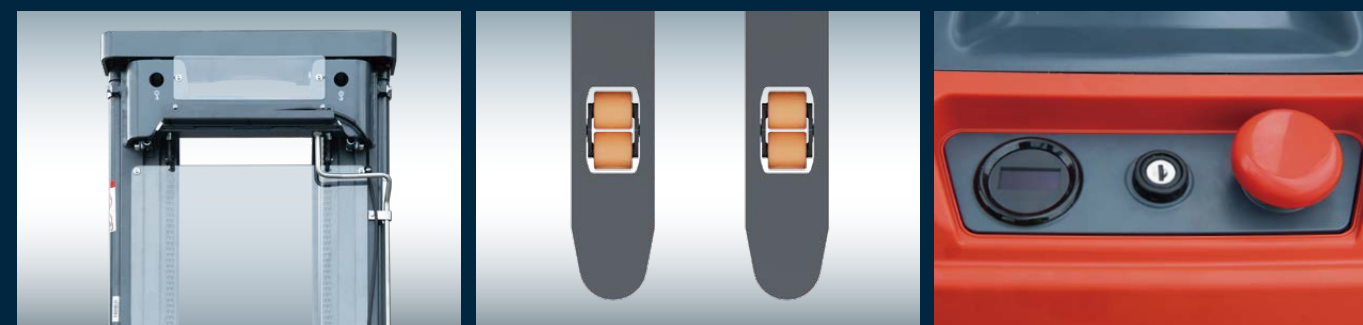


Three modes are available, suitable for different working scenarios



Stable and reliable

- Non-contact proximity switch, long life, reliable work;
- H-type frame channel steel, high bending resistance, improve the overall strength of the frame and provide a wider operating field of view;
- The carrier wheel is equipped with two wheels to improve the service cycle;
- The battery is fixed firmly to avoid vibration and noise caused by vehicle operation.



Safe

- The electromagnetic brake unlocking device is reserved to ensure that the vehicle can be moved and repaired when it fails;
- Standard emergency stop switch , protective net, ramp brake emergency reverse device to ensure safe use;
- When the door is raised to a certain height, the vehicle switches to the walking slow mode by itself, which improves the control safety.
- Offset operation to avoid collision between the operator and the car body during driving.




Efficient performance

- High performance hydraulic power unit, low noise, fast lifting and falling speedThe maximum lifting speed at full load is 150mm/s
- Ac walking motor, ZF gearbox, excellent acceleration performance, good climbing performance, full load can climb up to 7% slope;
- ZAPI controller, accurate and smooth control, higher efficiency; The whole vehicle has been fully strengthened and verified, reliable and durable.
- Standard turtle speed function, upright walking, the vehicle meets the CE certification.
- The most durable frame and door frame can carry up to 600kg at a maximum lifting height of 6 meters;
- Large-capacity battery, long battery life, suitable for high-intensity operations.

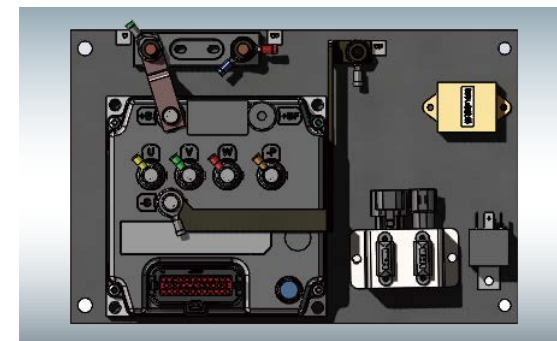

MAX:6m

Door frame can carry up to 600kg at a maximum lifting height of 6 meters;



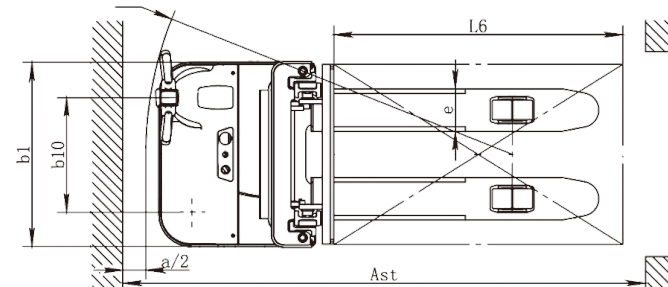
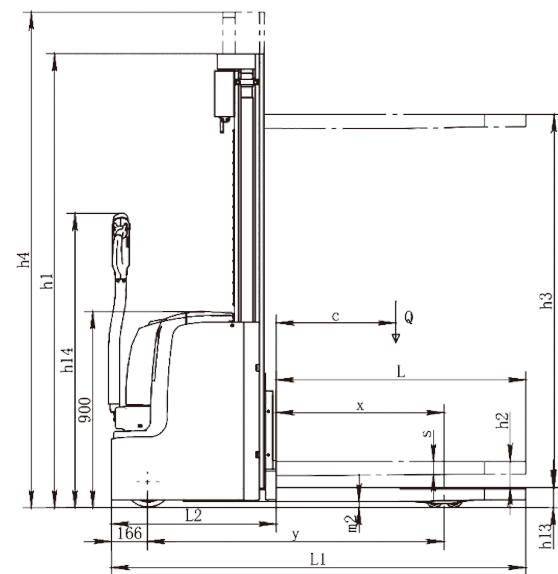
Easy maintenance

- All pivots adopt high-strength steel-backed bearings, maintenance-free and long service life, lifting replacement battery, side charging, convenient and quick.
- The height of the training wheel can be adjusted, and the adjusting bolt can be rotated to adjust the height of the training wheel
- After disassembling the three screws, the cover can be fully opened, and the electronic components of the vehicle are at a glance, and the maintenance is very convenient.



MANUFACTRER AND TECHNICAL DATA

Distinguishing marks				
1.01	Manufacturer			HELI
1.02	Model			CDD16A2LiH CDD20A2LiH
1.03	Drive			Electric
1.04	Operator type			Pedestrian
1.05	Rated capacity	Q	kg	1600 2000
1.06	Load centre distance	c	mm	600
1.07	Load distance, centre of drive axle to fork	x	mm	774
1.08	Wheelbase	y	mm	1364 1436
Weight				
2.01	Service weight (incl. battery)		kg	1230 1330
2.02	Axle load laden front/rear		kg	1070 / 1760 1155 / 2165
2.03	Axle load unladen front/rear		kg	870/ 360 920 / 410
Wheels / chassis				
3.01	Tyres			Polyurethane
3.02	Wheels, number front/back (x=driven)			Ø 230 x 75
3.03	Tyre size, front			Ø 85 x 85
3.04	Additional wheels			Ø 140 x 54
3.05	Tyre size, rear			1x + 1 / 4 1x + 1 / 4
3.06	Tread width, front	b10	mm	507
3.07	Tread width, rear	b11	mm	385
Dimensions				
4.01	Height, mast lowered	h1	mm	2088
4.02	Free lift	h2	mm	0
4.03	Lift	h3	mm	2990
4.04	Height, mast extended	h4	mm	3605
4.05	Height of tiller handle in drive position min./max		mm	850 / 1300
4.06	Height, lowered	h13	mm	90
4.07	Overall length	L1	mm	1910 1982
4.08	Vehicle length, excluding fork length	L2	mm	760
4.09	Overall width	b1	mm	800
4.10	Fork dimensions	s/e/L	mm	60 x 185 x 1150
4.11	Width across forks	b5	mm	570
4.12	Ground clearance centre of wheelbase	m2	mm	25
4.13	Aisle width , pallet 1000×1200 (1200 cross forks)	Ast	mm	2174 2246
4.14	Aisle width , pallet 800x1200 (1200 along forks)	Ast	mm	2224 2296
4.15	Turning radius	Wa	mm	1598 1670
Performance data				
5.01	Travel speed laden/unladen		km/h	6/6
5.02	Lift speed laden/unladen		m/s	0.15 / 0.33 0.11 / 0.25
5.03	Lowering speed laden/unladen		m/s	0.3 / 0.28 0.24 / 0.20
5.04	Max. gradeability laden/unladen		%	7/16 5/16
Battery/E-motor				
6.01	Drive motor, performance (S2 60 min)	kW	kW	2
6.02	Lift motor, performance with S3	kW	kW	3.2
6.03	Battery voltage/nominal capacity		V / Ah	24 / 205 24 / 300
6.04	Battery weight		kg	200 180
Others				
7.01	Type of drive control			Variable AC
7.02	Steering type			Manual steering
7.03	Sound pressure level at the driver ‘s ear		dB (A)	66



MAST DATA

Mast model	Lift height h3+h13(mm)	Load capacity (lode center 600mm) (kg)		Height, mast lowered h1 (mm)	Free lift, ground to top of forks h2(mm)	Height, mast extended h4(mm)	Service weight (kg)	
		1.6t	2.0t				1.6t	2.0t
Basic mast M	2000	1600	2000	1588	/	2515	1165	1261
	2500	1600	2000	1838	/	3025	1197	1296
	2700	1600	1850	1938	/	3225	1211	1309
	3000	1450	1700	2088	/	3525	1230	1330
	3300	1300	1550	2238	/	3825	1250	1350
	3500	1200	1400	2338	/	4025	1263	1364
	3700	1100	1250	2438	/	4225	1276	1376
	4000	1000	1150	2588	/	4525	1322	1422
Free 3-stage mast ZSM	4250	900	1050	2688	/	4715	1336	1436
	3600	1150	1300	1838	1223	4095	1335	1428
	4000	950	1150	1988	1373	4495	1365	1459
	4350	850	1100	2088	1473	4845	1385	1479
	4500	800	950	2138	1523	4995	1395	1489
	4700	760	840	2208	1593	5195	1409	1504
	4800	740	800	2238	1623	5295	1416	1510
	5000	720	770	2338	1723	5495	1436	1536
	5400	650	700	2488	1873	5895	1490	1590
	6000	550	600	2688	2073	6485	1541	1641

CONFIGURATION

Parts	Standard configuration	Optional		
Backrest	No	790*800	790*1000	-
Fork	1150*570	1150*685	1220*570	1220*685
Protective net	Yes	No	-	-
CE	Yes	-	-	-
Battery	Yes	No	-	-
Battery capacity	205AH	300AH	350AH*	-
Key	Commonkey	Universal key	Password key	Card
language	Chinese	English	-	-
Colour	Standard	Yellow	Blue	-
Driving wheel	Polyurethane tyre	-	-	-
Bearing wheel	Polyurethane tyre	-	-	-
Upright driving	Yes	-	-	-

*Note: The marked with * is only applicable to 2.0 ton vehicle models.